

2018-2019 Budget Presentation

Chemeketa Community College
April 11, 2018

Budget Publications

Budget Committee Reference Handbook

A handbook for Budget Committee members of reference materials that includes:

- Member roles and responsibilities
- Budget calendar
- Copies of PowerPoint slides for the first night

Proposed Budget

This document is a compilation of all General Fund units at the department level and budgets for other funds. It includes a narrative, two-year history, current-year budget, and proposed budget amounts. It also contains the president's message, a financial summary, budget assumptions & decisions, and explanations.

Adopted Budget

This document is the approved budget, plus or minus any changes, formally adopted and appropriated in June.

Budget Committee Duties to comply with local budget law

- Meets publicly to review the proposed budget
- May not discuss or deliberate on the budget outside of a public meeting
- Budget Committee must have a quorum present in order to hold a meeting
- Receives the budget and budget message
- Provides an opportunity for the public to ask questions about and comment on the budget
- Approves the budget, rate of tax and amount of tax for General Obligation bonds.
- Any budget committee action must have the approval of a majority of its members

President's Budget Message

Budget Process and Resources

Budget Process

Feb – Executive Team

Apr – Budget Committee

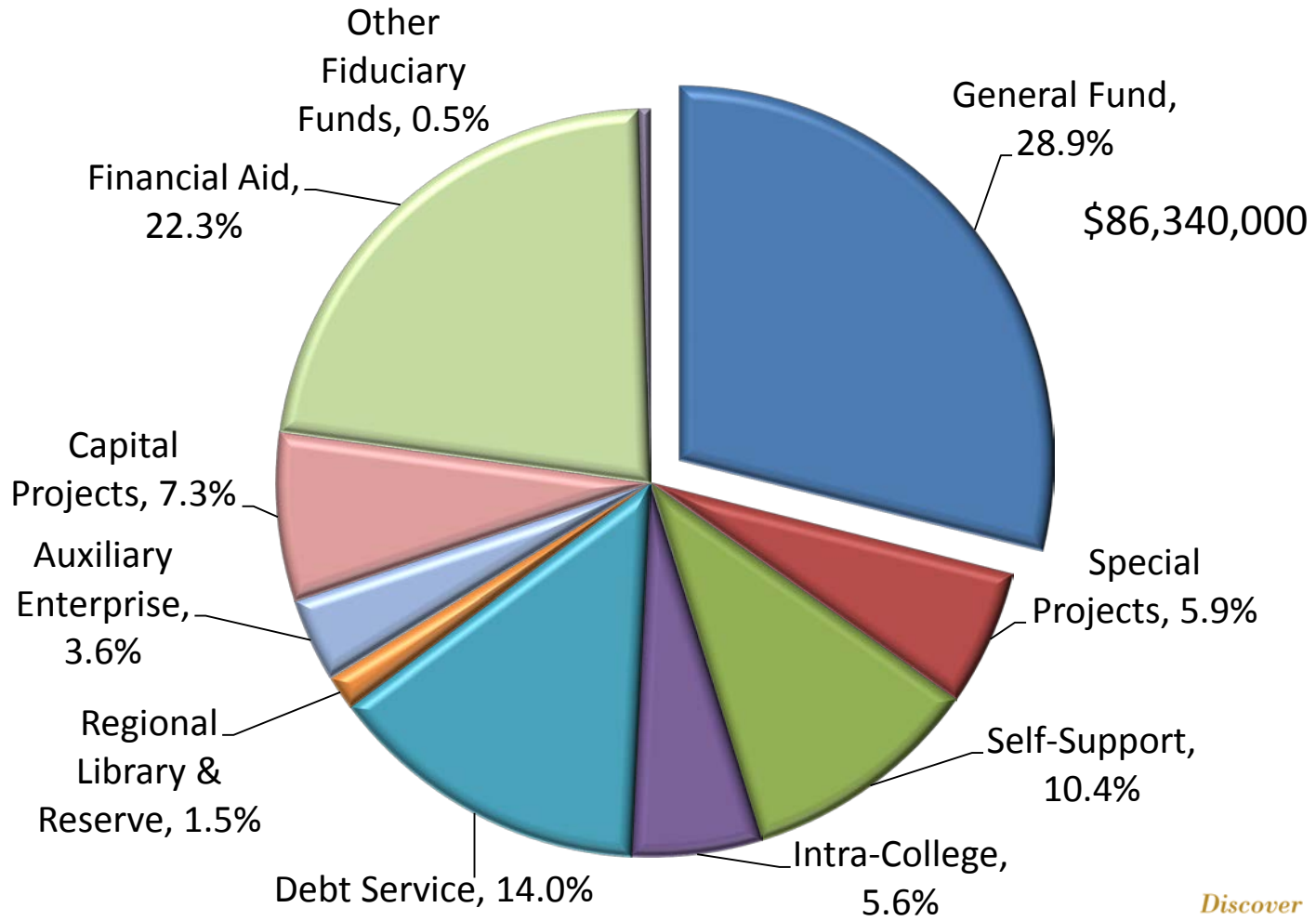
May – College Board of Education

Jun – College Board of Education

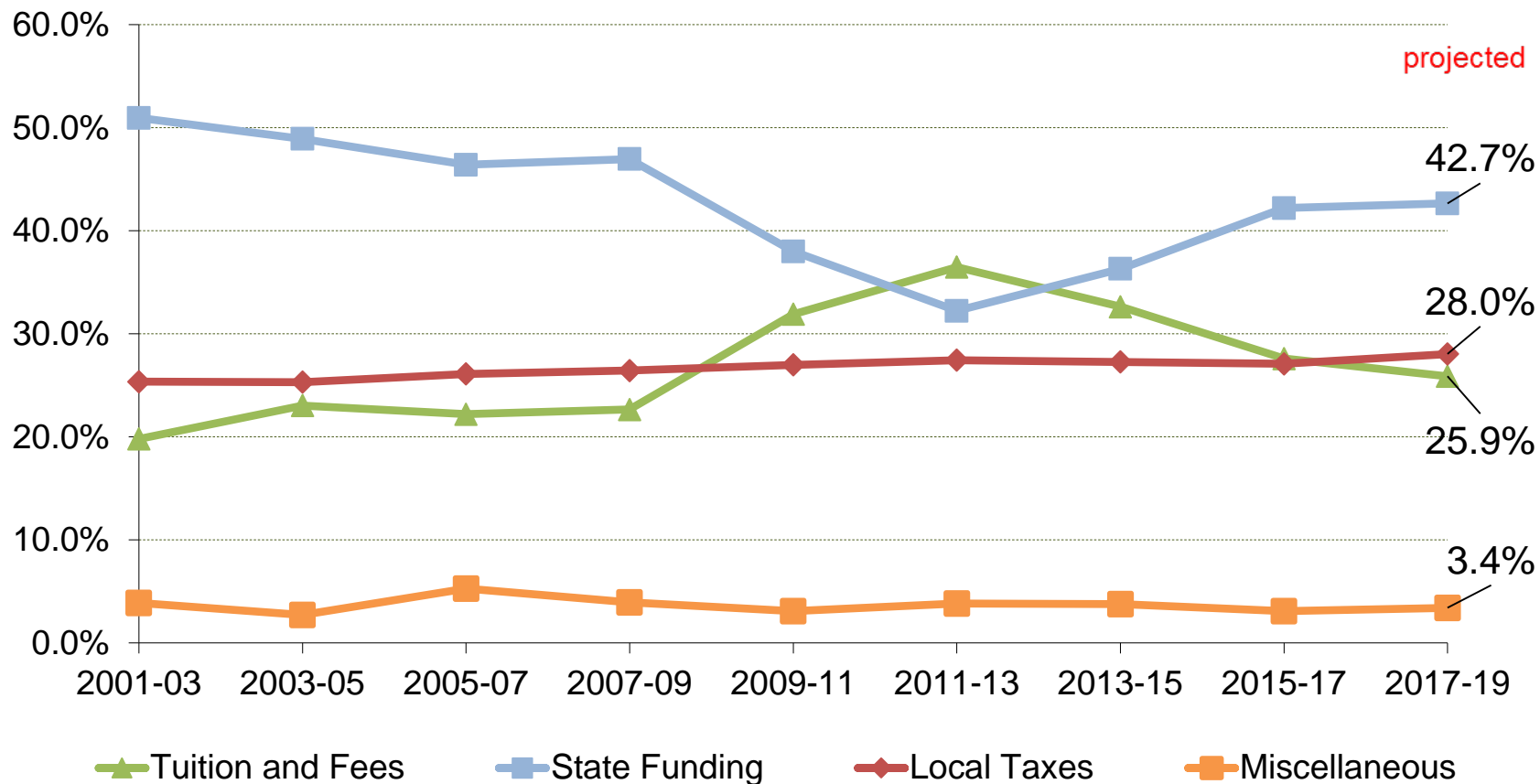


Summary of All Funds

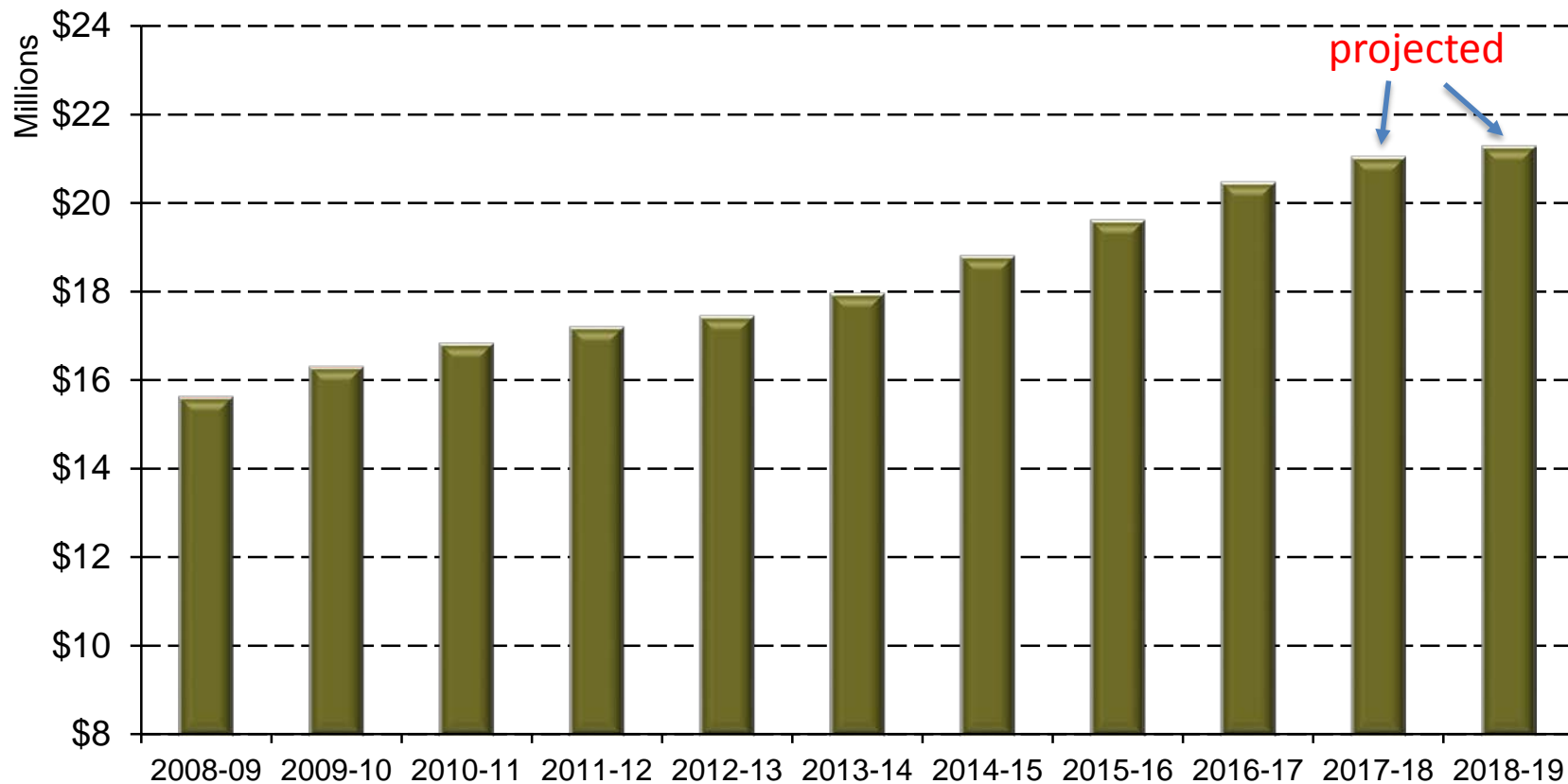
Total: \$297,897,000



General Fund Sources of Revenue



Property Tax Revenues



2018-19 Resources Based on FTE

Funding Formula 61.4%

Driven by FTE

Amount available set by legislature and constitution
(includes state support and property taxes)

Tuition and Fees 23.4%

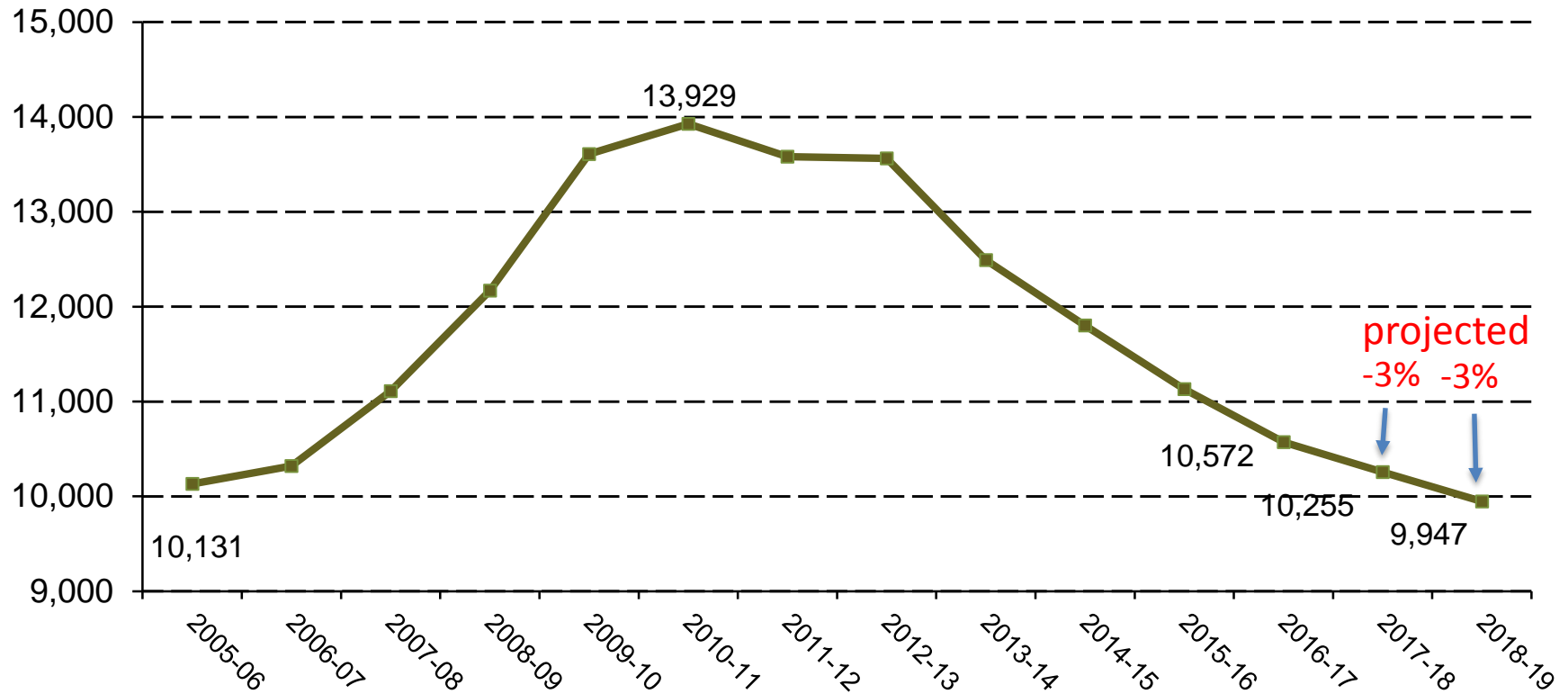
Driven by FTE

X

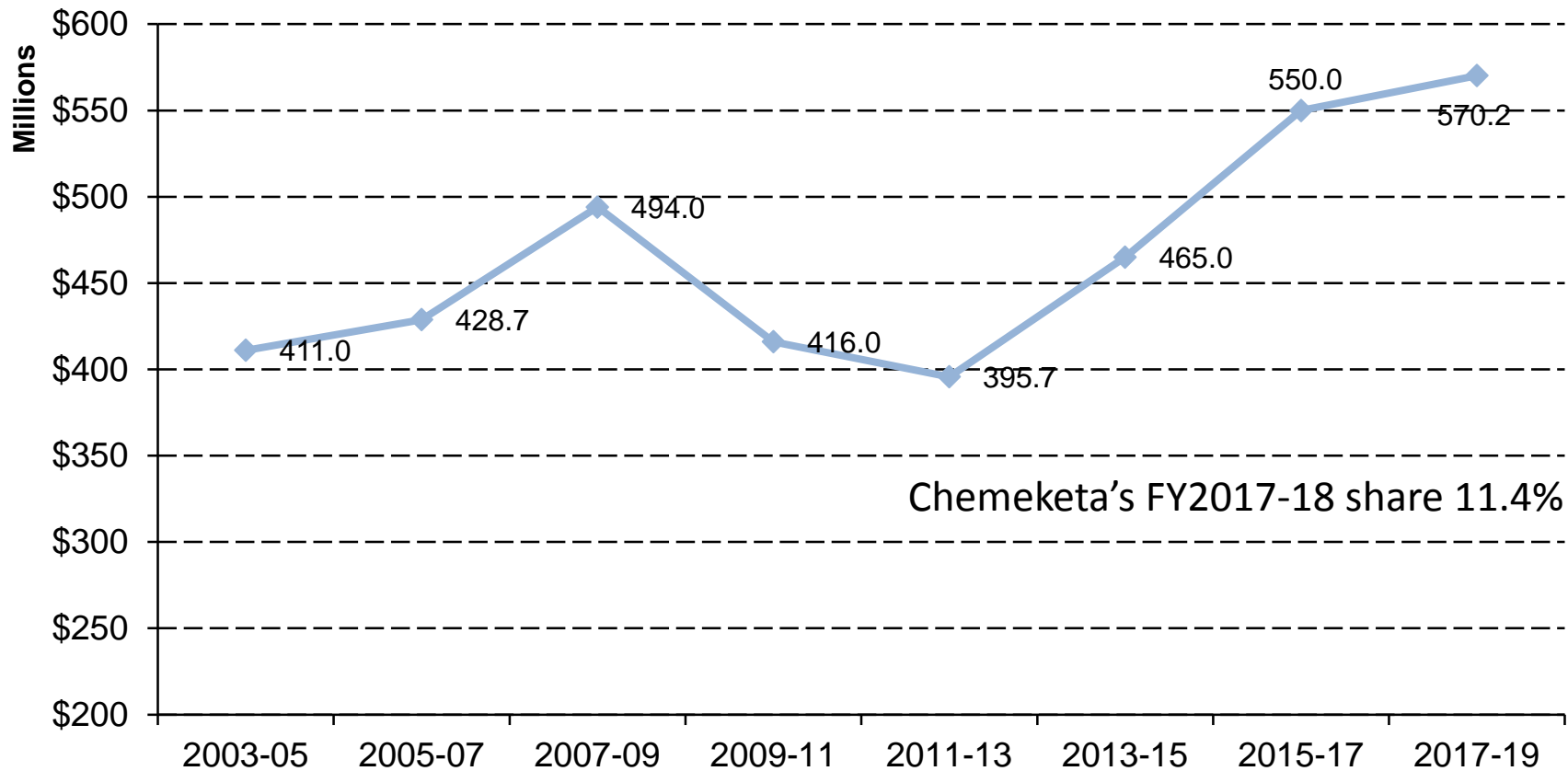
Rate set by Chemeketa Board

Funding Based on FTE 84.8%

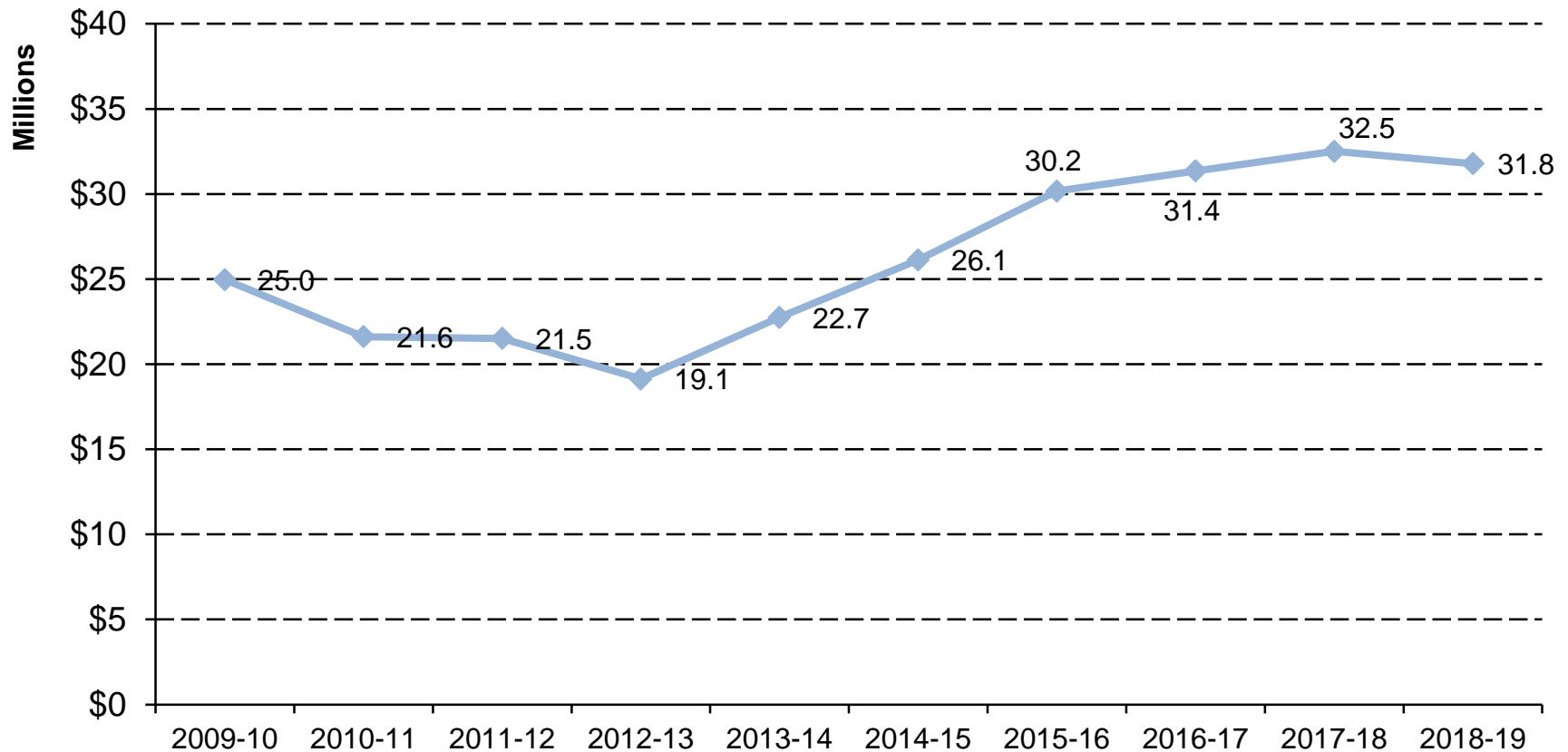
Chemeketa Student FTE



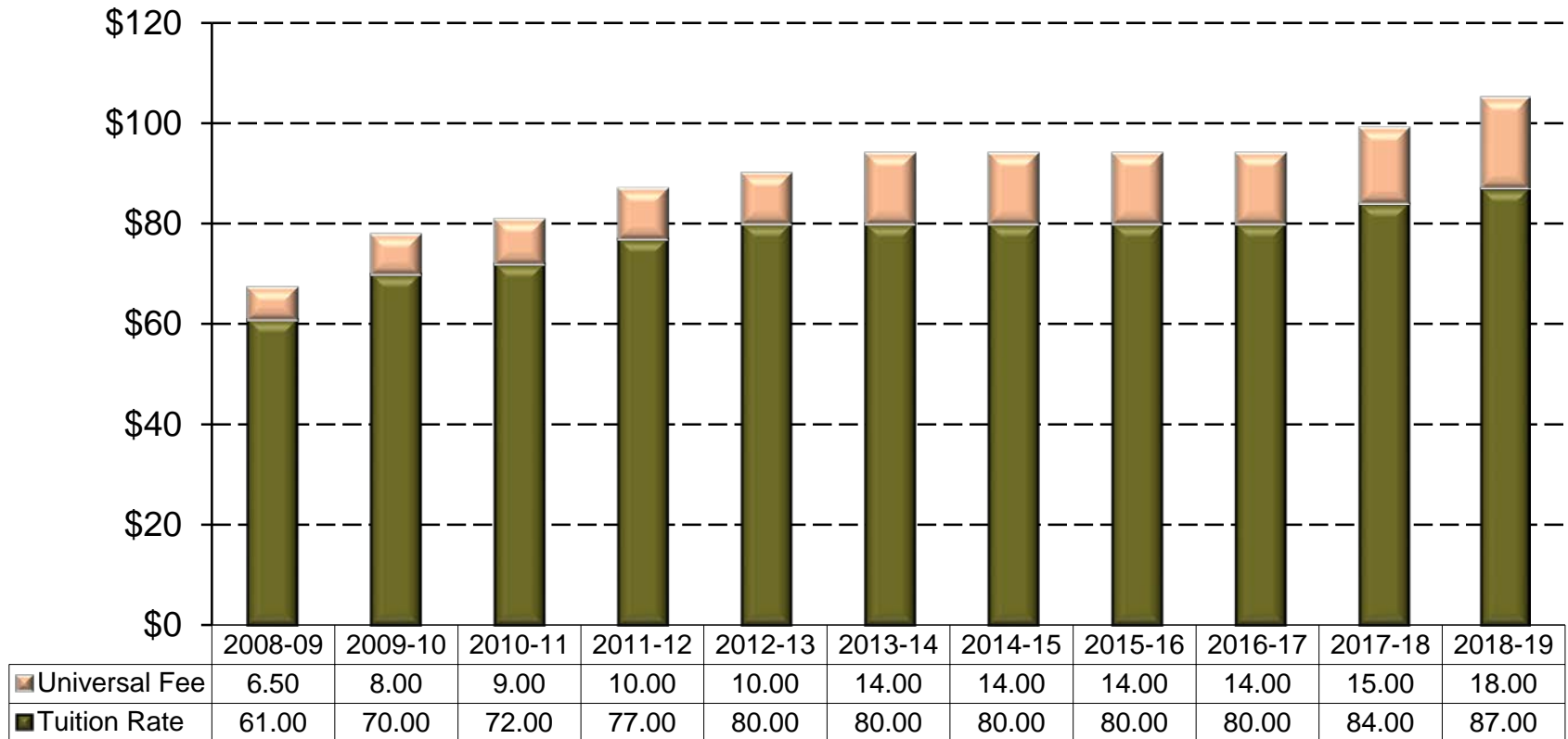
State Allocation to Community Colleges



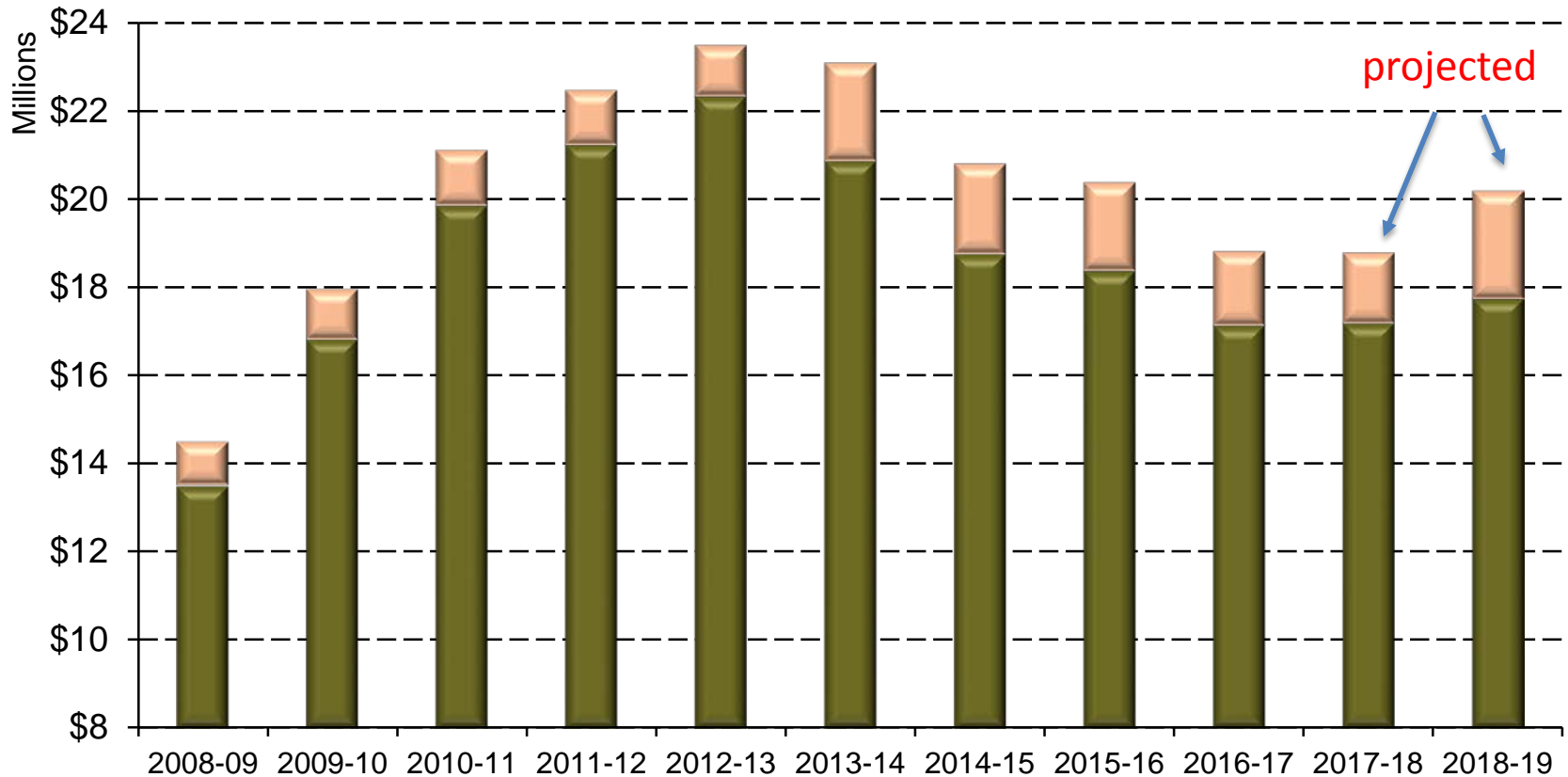
Chemeketa's Share of State Funding



Tuition Rate plus per Credit Fees



Tuition and Fee Revenues



Ending Fund Balance



Budget Development Fiscal Year 2018-19

Budget Principles 2018-19

- 1) Ensure the college's strategic priorities and mission are fulfilled through the core themes:
 - Academic Quality
 - Access
 - Community Collaborations
 - Student Success

- 2) Consider investment and reduction decisions through the college's values of:
 - Collaboration
 - Diversity
 - Equity
 - Innovation
 - Stewardship

Budget Principles 2018-19

continued

3) Maintain the following:

- Enrollment, progression and completion targets
- Staffing and facilities at sufficient levels to protect the college's infrastructure and ensure compliance with regulations and laws
- Sufficient fund balance to –
 - Protect against unanticipated resource declines or cost increases that could jeopardize the future of Chemeketa
 - Provide the flexibility to take advantage of opportunities
- A balanced operating budget to ensure the long-term fiscal health of the college

Budget Principles 2018-19

continued

- 4) Invest in initiatives, strategies, programs and operations that will positively impact student completion and success.

- 5) Seek cost sharing and revenue producing opportunities that support our mission and strategic priorities such as grants, partnerships, self-support ventures and foundation assistance that may augment operations.

Budget Assumptions & Decisions: Resources

- State funding 2017-19 biennium for all community colleges: \$570.2 million
- Tuition and Fees
 - Increase the tuition and universal fee rate by \$3 each
 - Decrease in tuition dollars due to anticipated 3% enrollment decline
 - Increased tuition by \$454,639 due to trial status positions
- Current local taxes
 - Project 3% rate of growth
 - Slight increase in prior local taxes
- Indirect, Interest & Miscellaneous revenue-combined increase of \$290,000
- No change in transfer in from Self-Support
- Increased beginning fund balance by \$1,200,000 to reflect projected ending fund balance (EFB) for current year (2017-18)

Budget Changes-Resources

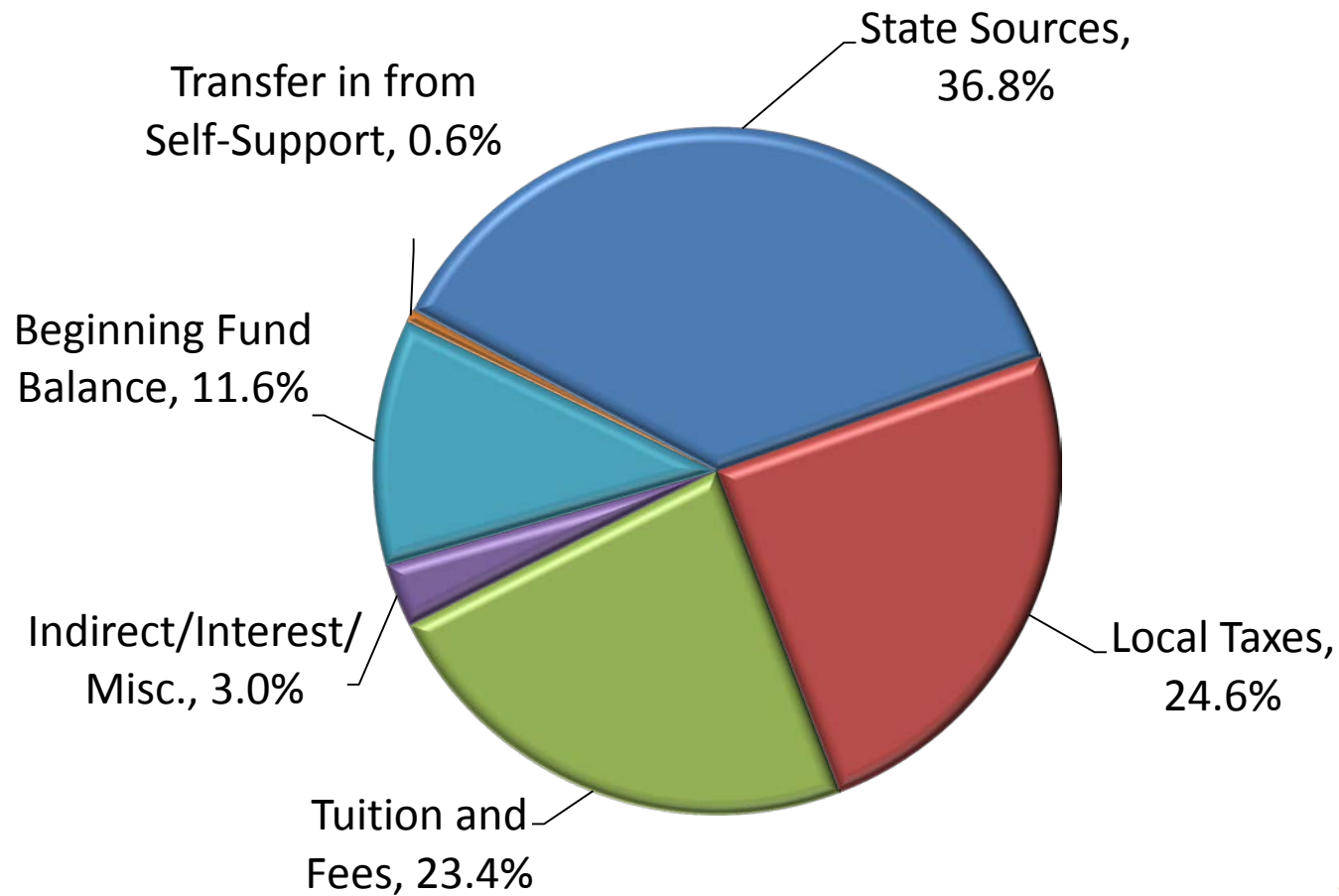
RESOURCES:	
FY2017-18 Adopted Budget	\$84,340,000
State revenue	\$700,000
Net tuition and fees reduction (from FY2017-18 budget)	-\$750,000
Current and prior local taxes	+\$560,000
Indirect Recovery/Interest/Miscellaneous revenue	+\$290,000
Increased budgeted carryover	<u>+1,200,000</u>
Total	+\$2,000,000
FY 2018-19 Proposed Budget	\$86,340,000

FY2018-19 General Fund Resources

Source	Amount
State Funding	\$31,780,000
Tuition and fees	\$20,200,000
Current and Prior Local Taxes	\$21,250,000
Indirect Recovery/Interest/Miscellaneous	\$2,610,000
Transfer in from Self-Support	\$500,000
Beginning Fund Balance	\$10,000,000
Total Resources	\$86,340,000

General Fund Resources 2018-19

Total: \$86,340,000



Budget Assumptions & Decisions: Expenditures

- All eligible classified and faculty employees will receive increases in accordance with the bargaining agreements
- Any changes to exempt employee compensation are subject to board approval in June
- A 4.2% increase for the employer-paid portion of medical, dental and vision insurances tied to the CPI-U per the bargaining agreements
- No increase for hourly or student budgets
- Reduced adjunct and Part-time faculty budget by \$150,000 (plus fringes) due to reduced enrollment
- Targeted increase for materials and services
- Adjusted non-mandatory transfers due to increase in the tuition rate and reduced need for Scholars funding. Net change is a reduction of \$125,000
- Reduced contingency by \$250,000
- Other targeted investment and reduction decisions to be presented

Budget Changes-Expenditures

EXPENDITURES:	
FY 2017-18 Adopted Budget	\$84,340,000
Estimated Cost of Increases to Employee Salaries and Benefits	+\$3,372,183
Total Personnel Investments	+\$255,559
Total Personnel Reductions	-\$1,740,590
Move Trial Status positions from Self-Support to General Fund	+\$454,639
M&S and Capital	+\$33,209
Transfers	-\$125,000
Contingency	<u>-\$250,000</u>
Total	+\$2,000,000
FY 2018-19 Proposed Budget	\$86,340,000

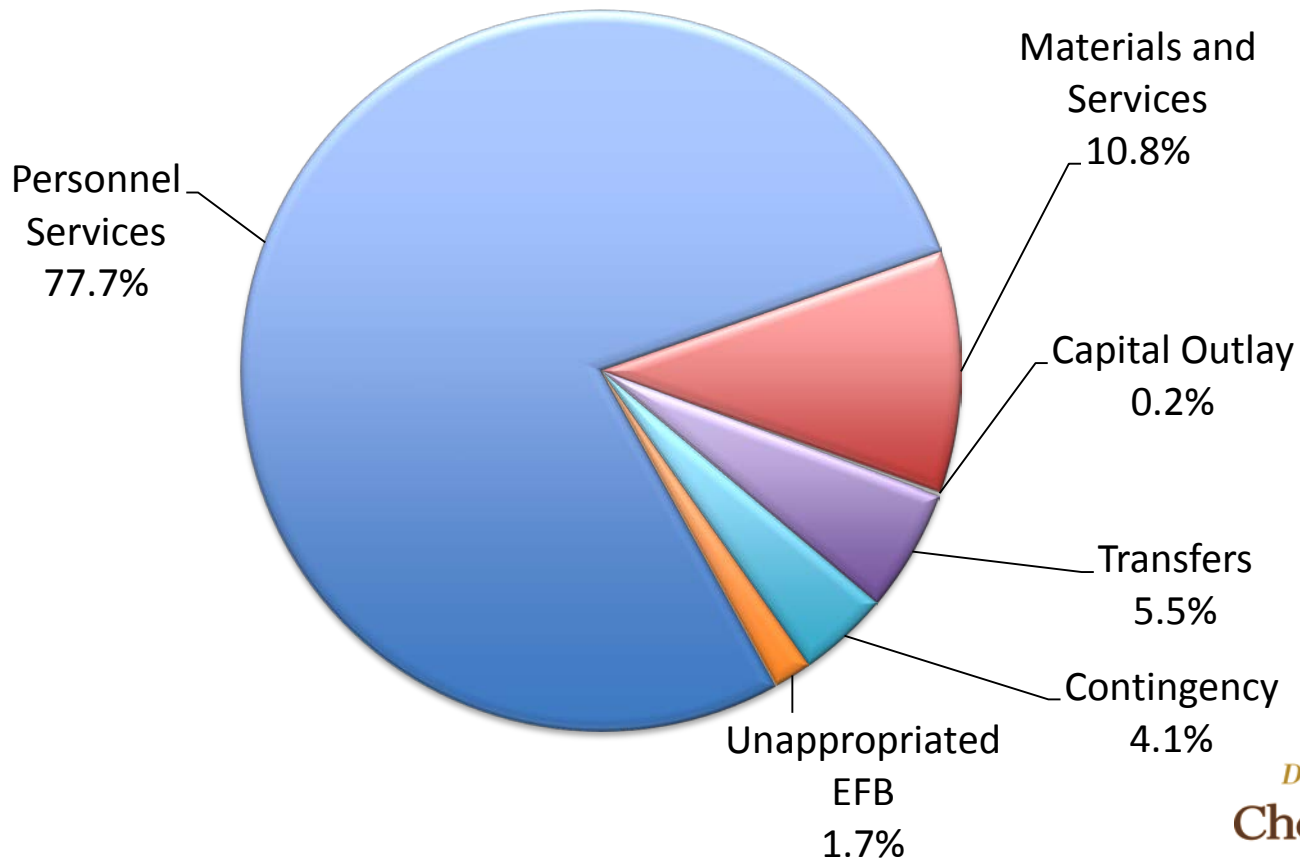
FY 2018-19 General Fund Expenditures

Expenditures	Amount
Personnel Services	\$67,099,542
M & S	\$9,307,056
Capital	\$158,402
Transfers	\$4,775,000
Contingency	\$3,500,000
Unappropriated Ending Fund Balance	\$1,500,000
Total Expenditures	\$86,340,000

General Fund Expenditures 2018-19

Expenditures by Type

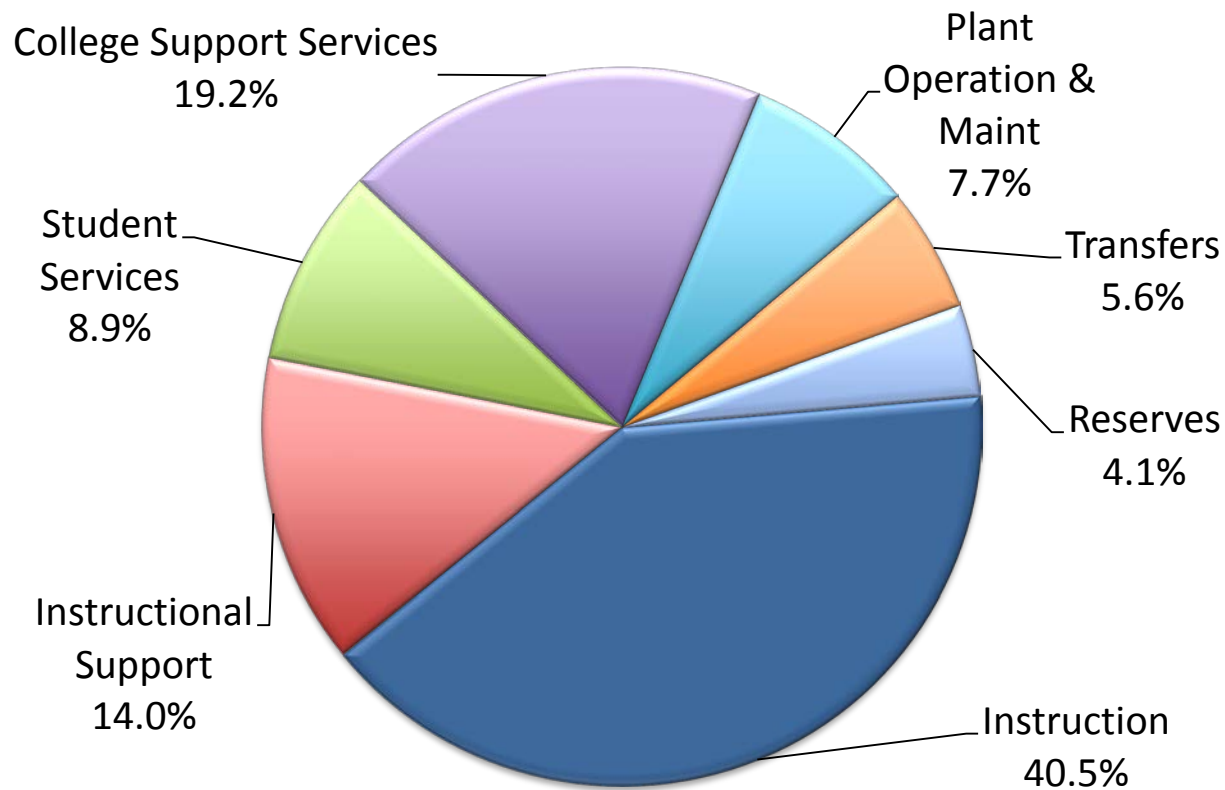
Total: \$84,840,000
Unappropriated EFB: \$1,500,000



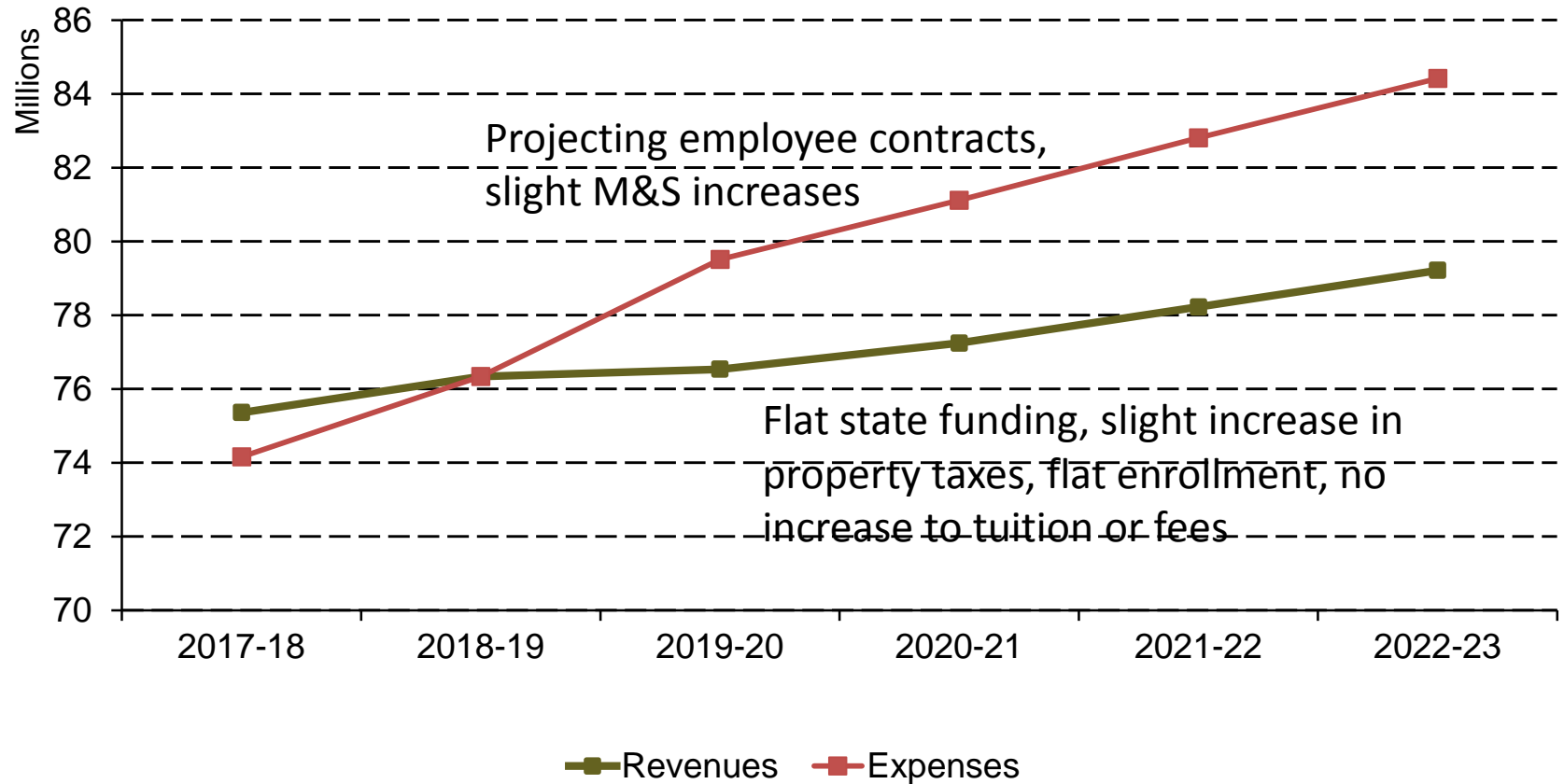
General Fund Expenditures 2018-19

Expenditures by Function

Total: \$84,840,000
Unappropriated EFB: \$1,500,000



Chemeketa Forecasted General Fund Revenues and Expenses



Note: This assumes we maintain the current factors in our forecasting

Investments and Reductions

Definitions

Acronym	Name
APRES	Academic Progress and Regional Education Services (including Yamhill Valley Campus as of 7-1-17)
CSSD	College Support Services Division
CTE	Career and Technical Education
G&A	Governance and Administration
GETS	General Education and Transfer Studies
ISS	Instruction and Student Services
PO	President's Office
SDLR	Student Development and Learning Resources

President's Office and Governance Reductions

Area/ Div.	Department	FTE	Purpose	Category	Amount	Core Theme
G&A	Human Resources	-1.00	Eliminate vacant Labor Relations position	Exempt	-\$103,602	All
G&A	Human Resources	-1.00	Eliminate vacant Employee Development position	Classified	-\$79,315	All
	TOTAL PO & G REDUCTION	-2.00			-\$182,917	

College Support Services Investments

Area/ Div.	Department	FTE	Purpose	Category	Amount	Core Theme
CSSD	Facilities & Capital Projects	N/A	Allocate funding for professional services	M&S	\$50,000	All
CSSD	Public Safety	0.10	Move 10% of exempt position from Auxiliary Services to GF	Exempt	\$9,253	All
	TOTAL CSSD INVESTMENT	0.10			\$59,253	

College Support Services Reductions

Area/ Div.	Department	FTE	Purpose	Category	Amount	Core Theme
CSSD	Business Services	-0.50	Eliminate vacant Department Assistant position	Classified	-\$33,670	All
CSSD	Business Services	-1.00	Eliminate vacant Financial Services Technician position	Classified	-\$58,753	All
CSSD	Facilities & Capital Projects	-1.00	Eliminate vacant exempt position	Exempt	-\$142,759	All
CSSD	Facilities & Capital Projects	-1.00	Eliminate vacant Environmental Health and Safety Project Coordinator position	Classified	-\$83,175	All
CSSD	Facilities & Capital Projects	-1.00	Eliminate vacant Custodian I position	Classified	-\$52,892	All
	TOTAL CSSD REDUCTIONS	-4.50			-\$371,249	
	NET CSSD REDUCTIONS & INVESTMENTS	-4.40			-\$311,996	

Instruction and Student Services Investments

Area/ Div.	Department	FTE	Purpose	Category	Amount	Core Theme
APRES	Agricultural Sciences & Wine Studies	0.65	New support position 65% GF/35% SS	Classified	\$46,055	Academic Quality
CTE	Emergency Services & Diesel Technology	1.00	New Diesel Technology Instructor position	Faculty	\$84,450	Access
CTE	Health Sciences	1.00	New Anesthesia Technology Instructor position	Faculty	\$84,450	Access
GETS	Education, Languages & Social Sciences	0.20	Move 20% of exempt position from SS to GF	Exempt	\$31,351	All
	TOTAL ISS INVESTMENTS	2.85			\$246,306	

Instruction and Student Services Reductions

Area/ Div.	Department	FTE	Purpose	Category	Amount	Core Theme
APRES	Academic Development	-1.00	Eliminate vacant Department Analyst position	Classified	-\$79,315	All
APRES	Academic Development	-1.00	Eliminate vacant Reading/Study Skills Instructor position	Faculty	-\$84,450	Access
APRES	Agricultural Sciences & Wine Studies	-0.50	Eliminate vacant Vineyard Management Instructor position	Faculty	-\$41,209	Access
APRES	Yamhill Valley Campus	-1.00	Eliminate vacant Dean- Instructional Programs position	Exempt	-\$144,625	All
CTE	Applied Technologies	-1.00	Eliminate Electronics Instructor position	Faculty	-\$84,450	Access

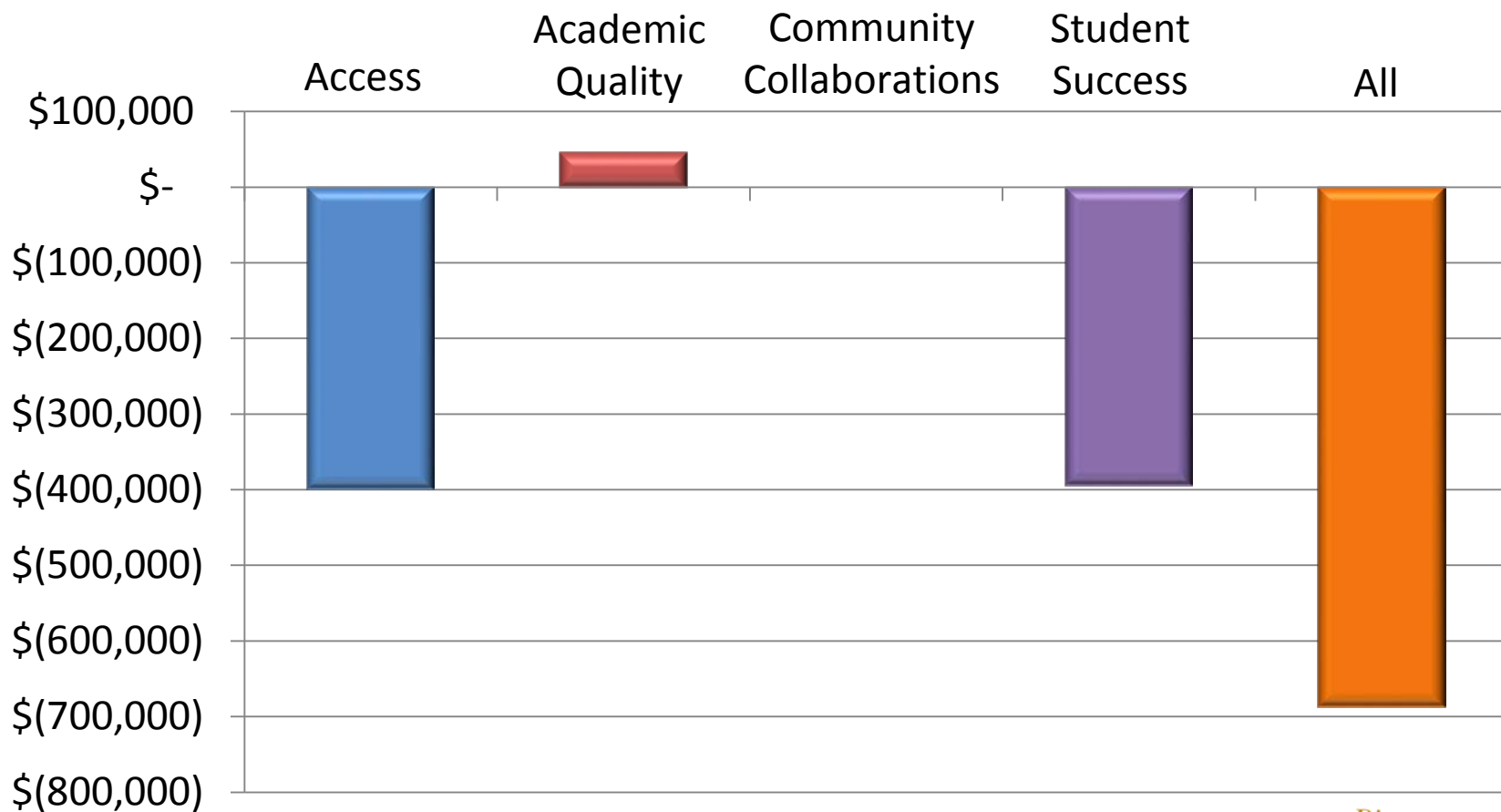
Instruction and Student Services Reductions Cont'd

Area/ Div.	Department	FTE	Purpose	Category	Amount	Core Theme
CTE	Business & Technology, ECE, Vis. Com.	-1.00	Eliminate vacant CWE Department Technician position	Classified	-\$55,696	Student Success
CTE	Health Services	-1.00	Eliminate vacant Human Services Instructor position	Faculty	-\$84,450	Access
GETS	Liberal Arts	-1.00	Eliminate vacant Ceramics/Sculpture Instructor position	Faculty	-\$84,450	Access
ISS	ISS Administration	-1.00	Eliminate vacant Dean-Strategic Initiatives position	Exempt	-\$128,731	Student Success
ISS	ISS Administration	N/A	Reduce Adjunct faculty dollars (\$150,000 plus fringes)	Adjunct	-\$189,450	Access

Instruction and Student Services Reductions Cont'd

Area/ Div.	Department	FTE	Purpose	Category	Amount	Core Theme
SDLR	Advising & First Year Programs	-1.00	Eliminate vacant Student Services Specialist position	Classified	-\$66,395	Student Success
SDLR	Counseling & Student Support Services	-1.00	Eliminate vacant Counselor position	Faculty	-\$84,450	Student Success
SDLR	Enrollment Services	-1.00	Eliminate vacant Student Services Technician position	Classified	-\$58,753	Student Success
	TOTAL ISS REDUCTIONS	-11.50			-\$1,186,424	
	NET ISS REDUCTIONS & INVESTMENTS	-8.65			-\$940,118	
	NET COLLEGE – WIDE INVESTMENTS & REDUCTIONS	-15.05			-\$1,435,031	

Net Investments and Reductions by Core Theme ⁴⁰



Trial Status Positions From Self-Support to General Fund Instruction and Student Services

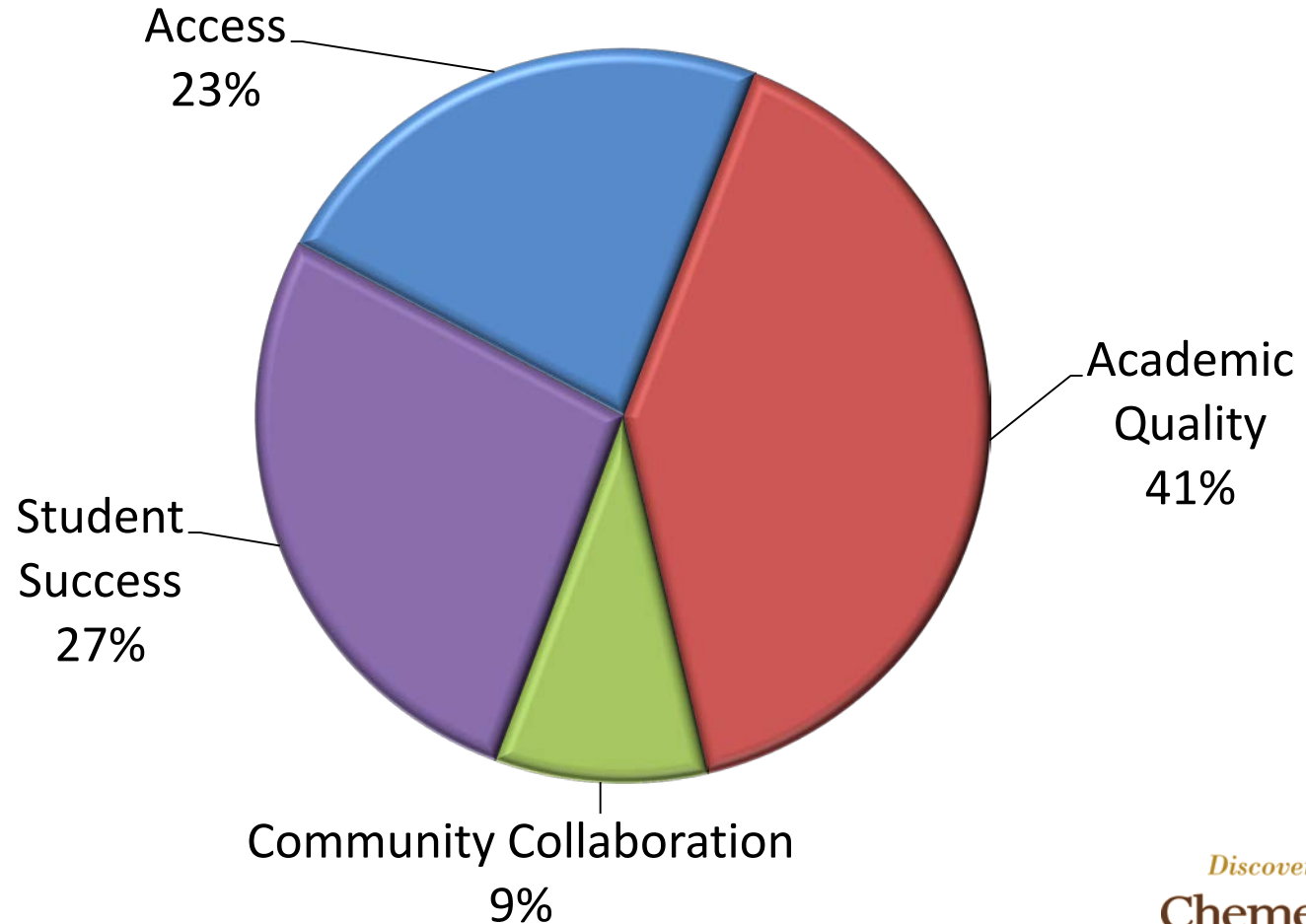
Area/ Div.	Department	FTE	Purpose	Category	Amount	Core Theme
GETS	Science, Math, Engineering & Computer Science	1.00	Physics Instructor	Faculty	\$84,450	Access
GETS	Science, Math, Engineering & Computer Science	1.00	Life Science Instructor	Faculty	\$84,450	Access
GETS	Education, Languages & Social Sciences	1.00	Psychology Instructor	Faculty	\$84,450	Access
GETS	Liberal Arts	1.00	Music Instructor	Faculty	\$116,839	Access
APRES	Yamhill Valley Campus	1.00	Science/Geology Instructor	Faculty	\$84,450	Access
	Total Trial Status	5.00			\$454,639	

General Fund FTE Changes

FY2017-18 to FY2018-19

	Adopted FY2017-18	Changes FY2017-18	Proposed FY2018-19	Total FY2018-19
Classified	258.62	-0.96	-7.85	249.81
Exempt	88.62	1.05	-3.70	85.97
Faculty	211.80	0.25	1.50	213.55
Total	559.04	0.34	-10.05	549.33

General Fund Budget by Core Themes



Budget Committee Questions on General Fund?

Next Week-Other Funds Presentation

April 18th

4:30 pm