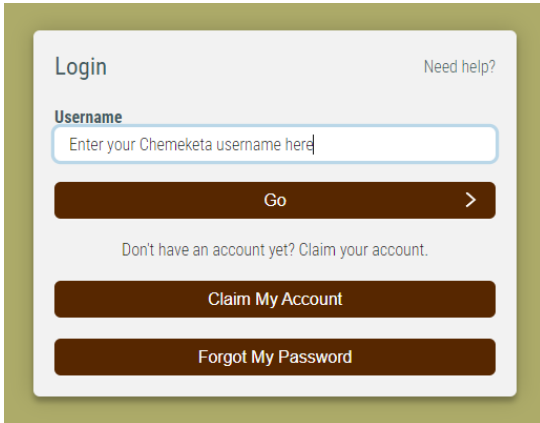


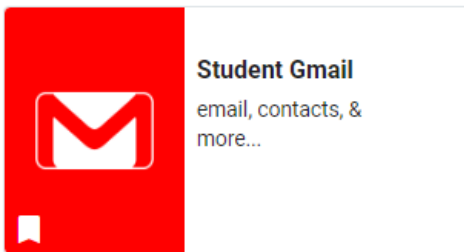
# Chemeketa Google System Login for the Scholars Application

## Option 1

1. Go to [login.chemeketa.edu](http://login.chemeketa.edu)
  - a. Log in with your Chemeketa username and password



- a. Click on the Student Gmail icon

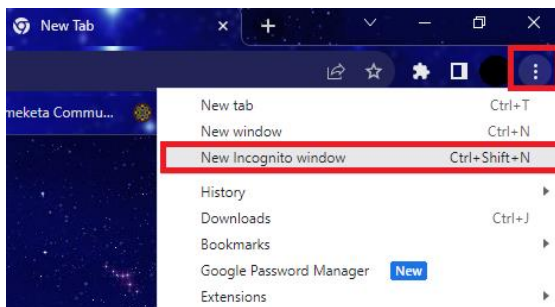


- b. If this is your first time accessing your Chemeketa student email, you will first have to accept the terms and conditions
2. Remain logged in to your email. Return to the Scholars website and open the Scholars application\*

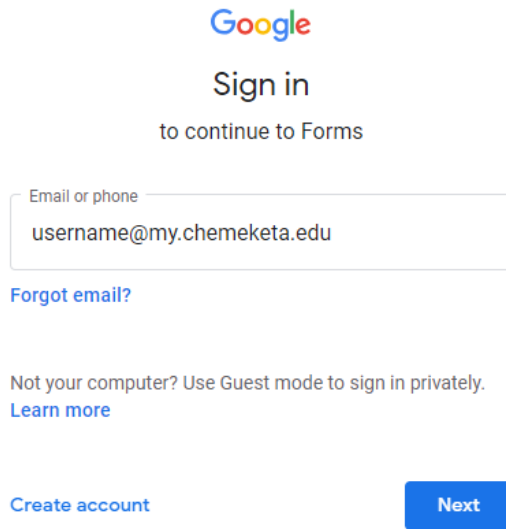
**\*If you are logged into multiple Gmail accounts on your device, you may need to log out of all of them and only be logged into your Chemeketa account for the application to open**

## Option 2

1. Open an Incognito window from your browser



2. Go to the Scholars website: [go.chemeketa.edu/scholars](https://go.chemeketa.edu/scholars)
  - a. Click on the Scholars application link and you will be directed to log in to your Chemeketa email. Your email is your Chemeketa username @my.chemeketa.edu. You will be redirected to login to your Chemeketa account



The screenshot shows the Google Sign in interface. At the top is the Google logo, followed by the text "Sign in" and "to continue to Forms". Below this is a text input field with the placeholder "Email or phone" and the text "username@my.chemeketa.edu". To the left of the input field is a link "Forgot email?". Below the input field is the text "Not your computer? Use Guest mode to sign in privately." and a link "Learn more". At the bottom left is a link "Create account" and at the bottom right is a blue button labeled "Next".

3. The application will automatically open after you login to your Chemeketa account