

Step 1: CCN Admission Application

All CCN students must be admitted through the online CCN Admission Application. If you have already completed the CCN Admission Application, go directly to Step 2: Registration.

1. First you will need to complete Step 1-Admission Application
go.chemeketa.edu/collegetcreditnow



PROGRAMS & CLASSES > HIGH SCHOOL PROGRAMS > COLLEGE CREDIT NOW (CCN)

Get a Head Start with College Credit Now

Earn Chemeketa Community College credits while taking classes in the comfort of your own high school.

Why College Credit Now is a Good Idea

College Credit Now provides high school students with an opportunity to earn Chemeketa Community College credits while still in high school. Courses are taught at the high school by qualified instructors, and you can enroll in as many College Credit Now courses as you want for \$25 per year.

For more information about the courses available through your high school contact your high school counselor.

In 2016-2017, the CCN program registered 3,558 students who earned 27,180 Chemeketa college credits. This was a savings to the students and their families of \$2,466,045.


For more detailed information please see our *Annual Report 2016-17*.

 **APPLY**

Signing up for a CCN course is a two-step process. All College Credit Now students must complete these steps, even if a student has already completed a non college credit now Chemeketa course.

Step 1 – Admission application

All CCN students must be admitted through the online CCN admission application. By doing so, you will be given a program code that will allow you to register for a CCN course. If you have already completed the CCN admission application, go directly to Step 2 – Registration.

Apply online by clicking here 

2. You will be directed to the CCN Application and will see the screen shown below. **Verify that you select the correct term you are planning to register for.** Once you have entered the correct information, click continue.

Page 1

Chemeketa Community College: College Credit Now: Application for Admission

Fields marked with a red asterisk are required.

* Select the High School you are attending

* Enter the year you will graduate (YYYY)

* When do you want to register for classes?

3. You will be prompted to the New Student Application, fill out the information and click on Submit My Application.

New Student Application

Please complete the application below. Fields with a red asterisk are required.
When you have completed and checked your entries, click Submit My Application.

Your Information

* First Name Middle Name * Last Name

* Birthdate (MM/DD/YYYY) Gender Female Male

U.S. citizen Yes No

SSN

Providing your Social Security number is voluntary.
If you provide it, the college will use your Social Security number for doing research and reporting, extending credit, and collecting debts.
Your Social Security number will never be available to the general public.
If you choose not to provide your Social Security number, you will not be denied any rights as a student.
Providing your Social Security number means that you consent to its use in the manner described.

Race and Ethnicity

What is your ethnicity?

Select one or more races to indicate what you consider yourself to be

American Indian or Alaska Native
 Asian
 Black or African American
 Native Hawaiian or Other Pacific Islander
 White

Contact Information

Mailing Address

* Street 1 Street 2 Street 3

* City * State * Zip

* Email

Primary Telephone Number

* Area Code * Number

Alternate Telephone Number

Area Code Number

4. Once you submit the application, red letters will appear stating that your application has been submitted. You will be sent an email.

nobody

New Student Application

**Please complete the application below. Fields with a red asterisk are required.
When you have completed and checked your entries, click Submit My Application.**

Your application has been submitted.

You will receive an email to the address provided within 2 to 3 business days that will include your Chemeketa User ID and K Number. Once you receive that information you will be able to log on to our student portal at <http://my.chemeketa.edu> and register for your College Credit Now course.

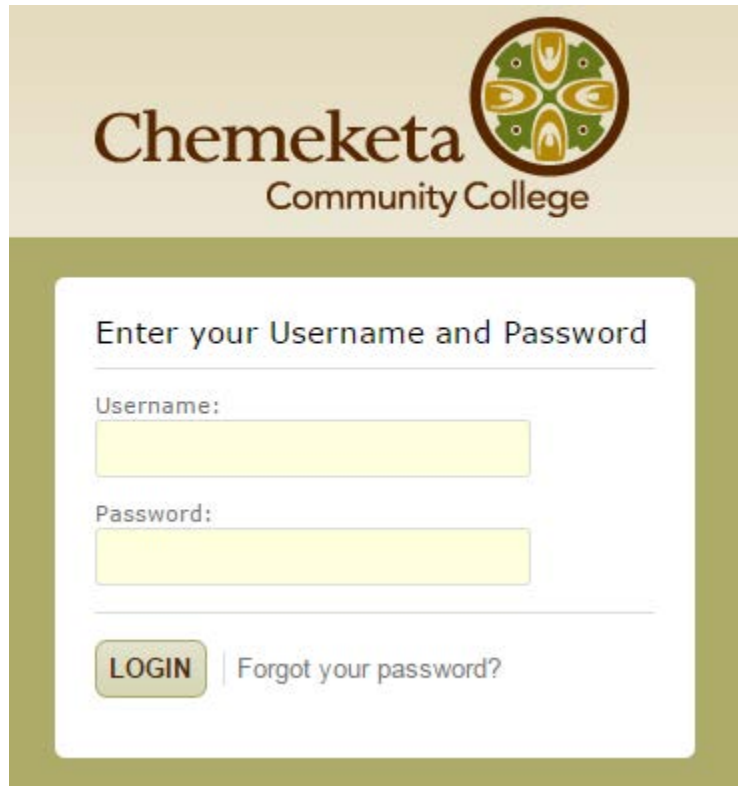
You have completed Step 1: CCN Admission Application.

Next Step: 2 Registration

Log in to your My Chemeketa and register for your College Credit Now course(s). If you have not logged in to your My Chemeketa before please see the instructions on how to log in to the system for the first time.

Step 2: Registration through My Chemeketa

1. In order to complete Step 2: Registration you will need to log into your [My Chemeketa](#) account. You will need your username and password.

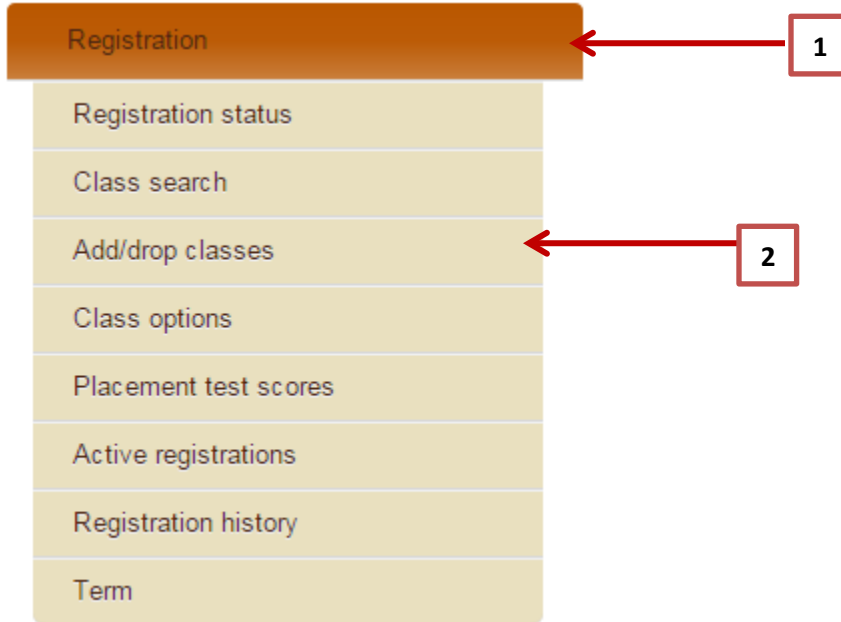


2. Once you are logged in you will see the home screen.

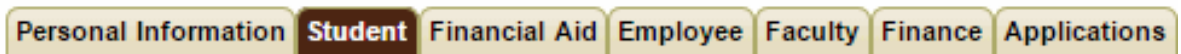


The column off to the right will be how you will navigate to complete the registration piece.

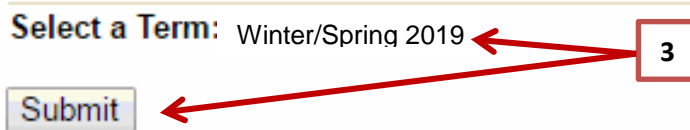
1. Click on registration
2. Click on Add/Drop Classes



3. Select the correct term and submit

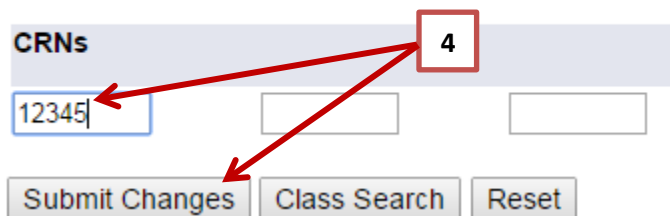


Select Term

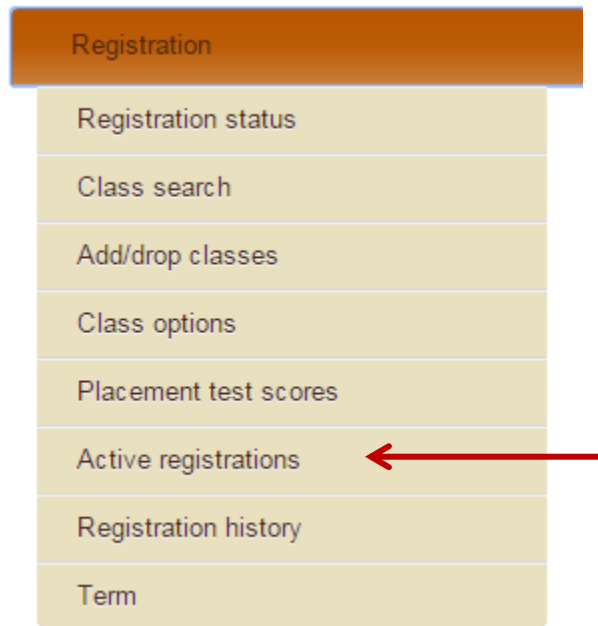


4. Enter the CRN number given to you by your teacher and submit.

Add Classes Worksheet




To verify that you have successfully registered for your CCN courses you can go back to the My Chemeketa home screen, select registration and click on active registrations.



My Chemeketa

To sign in to [My Chemeketa](#) for the first time, you will need to click on “Forgot your password?”



Chemeketa
Community College

Enter your Username and Password

Username:

Password:

| [Forgot your password?](#)

You will then be asked to provide your first name, last name, social security or Chemeketa K Number and date of birth.

Identification Information

First Name:

Last Name:

Social Security Number,
or Chemeketa ID (K-number): *no dashes or spaces*

Birthdate:

Once you select the ‘Get Login Information’ button, an email will be sent to your email account on file with a URL address and a token that is good for 24 hours so you can set your password. During the password reset process, your username will also be displayed.